


通信继电器	HJR1-2C
-------	---------

- DPDT configuration
- High sensitivity
- DIP standard terminals
- Sealed version
- Surge strength 1500V FCC68
- Clearance more than 1.2 mm between coil and contacts
- Creepage more than 1.9 mm between coil and contacts
- Conform to RoHS,ELV directive


ORDERING CODE 订购代码

<table style="width: 100%; border-collapse: collapse;"> <tr> <td style="border: none;"><u>HJR1-2C</u></td> <td style="border: none;"><u>D</u></td> <td style="border: none;"><u>— 12VDC</u></td> </tr> <tr> <td style="border: none; text-align: center;">1</td> <td style="border: none; text-align: center;">2</td> <td style="border: none; text-align: center;">3</td> </tr> </table>	<u>HJR1-2C</u>	<u>D</u>	<u>— 12VDC</u>	1	2	3	<table style="width: 100%; border-collapse: collapse;"> <tr> <td style="width: 50%; vertical-align: top;"> 1. Relay Model 继电器型号 2. Coil Power 线圈功率 N=0.45W, D=0.36W, L=0.2W, M=0.15W </td> <td style="width: 50%; vertical-align: top;"> 3. Coil Nominal Voltage 线圈额定电压 3,5,6,9,12,24,48VDC </td> </tr> </table>	1. Relay Model 继电器型号 2. Coil Power 线圈功率 N=0.45W, D=0.36W, L=0.2W, M=0.15W	3. Coil Nominal Voltage 线圈额定电压 3,5,6,9,12,24,48VDC
<u>HJR1-2C</u>	<u>D</u>	<u>— 12VDC</u>							
1	2	3							
1. Relay Model 继电器型号 2. Coil Power 线圈功率 N=0.45W, D=0.36W, L=0.2W, M=0.15W	3. Coil Nominal Voltage 线圈额定电压 3,5,6,9,12,24,48VDC								

COIL DATA 线圈参数 (at 20°C)

Nominal Voltage 额定电压(VDC)	3	5	6	9	12	24	48	
Coil Resistance 线圈阻值(Ω)	60	167	240	540	960	3840		0.15W
Rated Current 额定电流(mA)	50	29.9	25	16.7	12.5	6.25		
Max Operate Voltage 最大吸合电压(VDC)	2.4	4	4.8	7.2	9.6	19.2		
Min Release Voltage 最小释放电压(VDC)	0.15	0.25	0.3	0.45	0.6	1.2		
Coil Resistance 线圈阻值(Ω)	45	125	180	405	720	2880		
Rated Current 额定电流(mA)	66.7	40	33.3	22.2	16.7	8.3		0.2W
Max Operate Voltage 最大吸合电压(VDC)	2.25	3.75	4.5	6.75	9	18		
Min Release Voltage 最小释放电压(VDC)	0.3	0.5	0.6	0.9	1.2	2.4		
Coil Resistance 线圈阻值(Ω)	25	70	100	220	400	1600	6400	
Rated Current 额定电流(mA)	120	72	60	40	30	15	85	0.36W
Max Operate Voltage 最大吸合电压(VDC)	2.25	3.75	4.5	6.75	9	18	36	
Min Release Voltage 最小释放电压(VDC)	0.3	0.5	0.6	0.9	1.2	2.4	4.8	
Coil Resistance 线圈阻值(Ω)	20	56	80	180	320	1280	5100	
Rated Current 额定电流(mA)	150	89.2	75	50	37.5	18.7	10.6	0.45W
Max Operate Voltage 最大吸合电压(VDC)	2.25	3.75	4.5	6.75	9	18	36	
Min Release Voltage 最小释放电压(VDC)	0.3	0.5	0.6	0.9	1.2	2.4	4.8	
Max Applicable Voltage 最大过载电压	70°C时额定电压的130%，23°C时额定电压的170%							

注：3-24VDC 线圈阻值公差为±10%，48VDC 线圈阻值公差为±15%。

■ CONTACT DATA 触点参数

Contact Form触点形式	2Z
Contact Material触点材料	Silver Alloy
Load负载	Resistive load(COS Φ=1)
Contact Ratings触点负载	1A 120VAC 2A 24VDC
Minimum load 最小负载	1mA 5VDC
Max Switching Voltage最大转换电压	240VAC/60VDC
Max Switching Current最大转换电流	2A
Max Switching Power 最大转换功率	120VA/60W
Contact Resistance接触电阻	100m Ω Max at 6VDC 1A
Life Expectancy寿命	Electrical 电气寿命: 100,000 Operations(at30Operations/minute)
	Mechanical机械寿命: 10,000,000 Operations(at300Operations/minute)

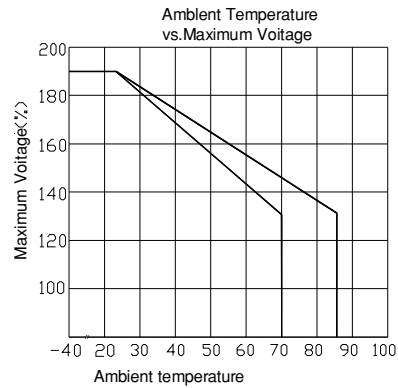
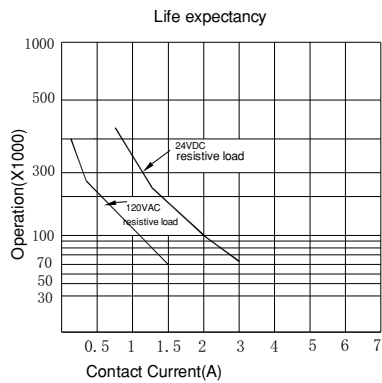
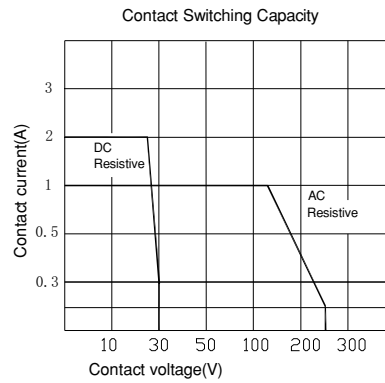
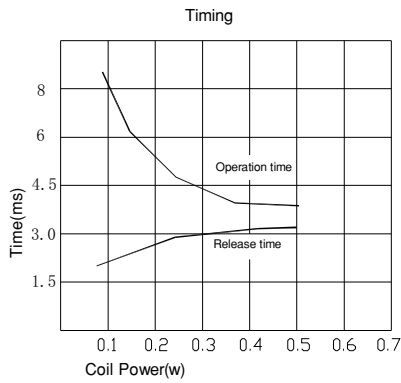
■ CHARACTERISTICS DATA 性能参数

Insulation Resistance绝缘阻值	100M Ω Min at 500VDC
Dielectric Strength Between Open Contacts触点间耐压	500VAC(for one minute)
Between Contacts and coil触点与线圈间耐压	1000VAC(for one minute)
Operate Time吸合时间	8ms
Release Time释放时间	4ms
Temperature Range环境温度	-30℃ to +85℃
Shock Resistance冲击	Operating Extremes动作极限: 10G
	Damage Limits破坏极限: 50G
Vibration Resistance振动	10-55Hz, 1.5mm
Max. switching frequency最大转换频率	Mechanical: 18,000operations/hr
	Electrical: 1,800operations/hr
Humidity湿度	40-85%
Weight重量	Approx 5g
Safety Standard安全标准	UL cUL TÜV

■ APPROVED STANDARDS 安全标准

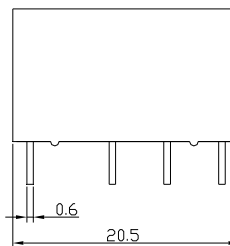
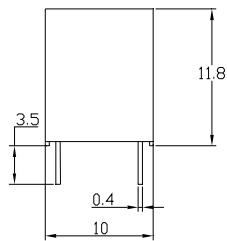
Model(型号)	Coiling rating (线圈电压)	Safety Standard (安全标准)	Contact rating (触点负载)
HJR1-2C	3 to 48VDC	TÜV	0.5A 120VAC 1A 24VDC
		UL/cUL	1A 120VAC 2A 24VDC

ENGINEERING DATA 设计参数

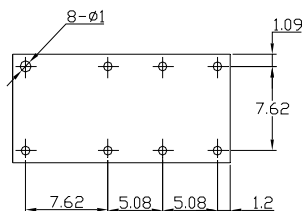


OVERALL AND MOUNTING DIMENSIONS 安装图

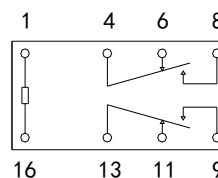
外形尺寸



安装图



接线图



备注: 1) 产品部分外形尺寸中未注尺寸公差: 当外形尺寸 $\leq 1\text{mm}$ 时, 公差为 $\pm 0.2\text{mm}$; 当外形尺寸在 $1\sim 5\text{mm}$ 时, 公差为 $\pm 0.3\text{mm}$; 当外形尺寸 $> 5\text{mm}$ 时, 公差为 $\pm 0.4\text{mm}$ 。

2) 安装孔尺寸中未注尺寸公差均为 $\pm 0.1\text{mm}$ 。

声明:

本产品规格书仅供客户使用时参考, 如有更改, 恕不另行通知。