



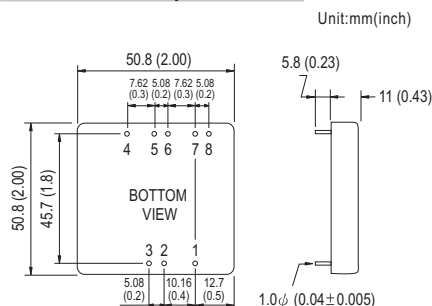
- Features :
 - 2"x2" compact size
 - 2:1 wide input range
 - High efficiency up to 93%
 - 1500VDC I/O isolation
 - Built-in remote ON / OFF control
 - Built-in remote sense
 - Trimming output $\pm 10\%$
 - Comply with CE / FCC without external components
 - Protections: Short circuit / Overload / Input and output Over voltage
 - Cooling by free air convection
 - Six-sided shield metal case
 - 100% burn-in test
 - Low cost / High reliability
 - Output 3.3V available
 - 2 years warranty



SPECIFICATION

ORDER NO.	SKA60A-05	SKA60B-05	SKA60C-05	SKA60A-12	SKA60B-12	SKA60C-12	SKA60A-15	SKA60B-15	SKA60C-15		
OUTPUT	DC VOLTAGE	5V			12V			15V			
	CURRENT RANGE	1.2 ~ 12A			0.5 ~ 5A			0.4 ~ 4A			
	RATED POWER	60W									
	RIPPLE & NOISE (max.) Note.2	60mVp-p			80mVp-p			100mVp-p			
	LINE REGULATION Note.3	$\pm 0.5\%$									
	LOAD REGULATION Note.4	$\pm 0.5\%$									
	VOLTAGE ACCURACY	$\pm 2.0\%$									
	SWITCHING FREQUENCY	250KHz min.									
	EXTERNAL CAPACITANCE LOAD (max.)	1000uF			220uF			100uF			
EXTERNAL TRIM Adj. RANGE(Typ.)	$\pm 10\%$										
INPUT	VOLTAGE RANGE	A: 9 ~ 18VDC B: 18 ~ 36VDC C: 36 ~ 75VDC									
	EFFICIENCY (Typ.)	91%	90.5%	92%	92%	92.5%	92%	92%	93%	92.5%	
	DC CURRENT	Full load	5505mA	2775mA	1370mA	5445mA	2715mA	1370mA	5400mA	2690mA	1370mA
		No load	185mA	120mA	60mA	160mA	120mA	60mA	160mA	120mA	85mA
	FILTER	Pi network									
	REMOTE CONTROL	Power ON : R.C ~ -Vin > 2.5VDC or open circuit ; Power OFF : R.C ~ -Vin < 0.5VDC or short									
PROTECTION	Fuse recommended										
PROTECTION (Note. 5)	OVER CURRENT	110% ~ 160% rated output power Protection type : Hiccup mode, recovers automatically after fault condition is removed									
	SHORT CIRCUIT	All output equipped with short circuit Protection type : Hiccup mode, recovers automatically after fault condition is removed									
	OVER VOLTAGE	Input(Typ.)	A: >20 ~ 25VDC B: >40 ~ 50VDC C: >80 ~ 100VDC input voltage Protection type : Shut down o/p voltage, recovers automatically after fault condition is removed								
Output(Typ.)		5Vo : 7V ~ 8.95V ; 12Vo : 15V ~ 19.2V ; 15Vo : 18V ~ 23.3V Protection type : Clamp by TVS diode									
ENVIRONMENT	WORKING TEMP.	-40 ~ +70°C (Refer to "Derating Curve")									
	CASE TEMP.	+100°C max.									
	WORKING HUMIDITY	20% ~ 90% RH non-condensing									
	STORAGE TEMP., HUMIDITY	-55 ~ +105°C, 10 ~ 95% RH									
	TEMP. COEFFICIENT	$\pm 0.03\% / ^\circ\text{C}$ (0 ~ 50°C)									
VIBRATION	10 ~ 500Hz, 2G 10min./1cycle, period for 60min. each along X, Y, Z axes										
SAFETY & EMC	WITHSTAND VOLTAGE	I/P-O/P: 1.5KVDC									
	ISOLATION RESISTANCE	I/P-O/P: 100M Ohms / 500VDC / 25°C / 70% RH									
	EMC EMISSION	Compliance to EN55022 Class A, FCC part 15 Class A without external components									
	EMC IMMUNITY	Compliance to EN61000-4-2,3,4,5,6,8, light industry level, criteria A									
OTHERS	DIMENSION	50.8*50.8*11.0 mm or 2**2**0.43" inch (L*W*H)									
	WEIGHT	67g									

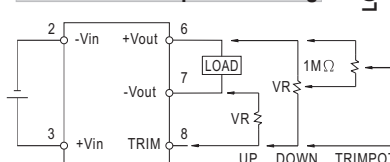
■ Mechanical Specification



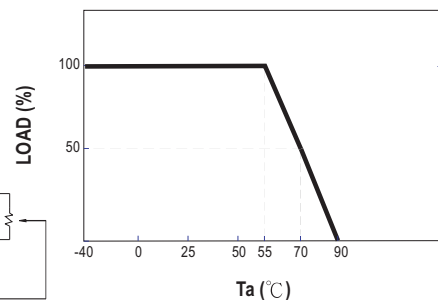
■ Pin Configuration

Pin No.	Output	Pin No.	Output
1	R.C	5	+R.S
2	-Vin	6	+Vout
3	+Vin	7	-Vout
4	-R.S	8	TRIM

■ External Output Trimming



■ Derating Curve



NOTE

1. All parameters are specified at normal input, rated load, 25°C, 70% RH ambient.
2. Ripple & noise are measured at 20MHz by using a 12" twisted pair terminated with a 0.1uF & 47uF capacitor.
3. Line regulation is measured from low line to high line at rated load.
4. Load regulation is measured from 10% to 100% rated load.
5. Please prevent the converter from operating in overload or short circuit condition for more than 30 seconds.