



■ Features :

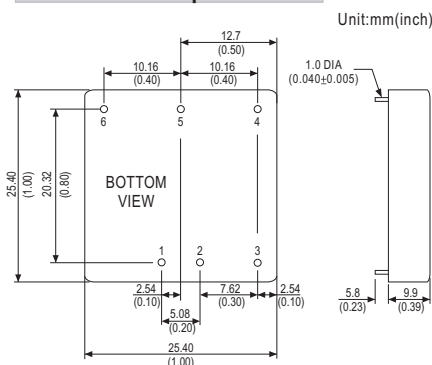
- 1"x1" compact size
- 2:1 wide input range
- High efficiency up to 88%
- 1500VDC I/O isolation
- Built-in remote ON/OFF control
- Built-in trimming output(±10%)
- Built-in EMI filter
- Protections: Short circuit / Overload / Over voltage
- Cooling by free air convection
- Six-sided shield metal case
- 100% burn-in test
- Low cost / High reliability
- Approvals: FCC / CE
- 2 years warranty



SPECIFICATION

ORDER NO.	SKM15A-05	SKM15B-05	SKM15C-05	SKM15A-12	SKM15B-12	SKM15C-12	SKM15A-15	SKM15B-15	SKM15C-15			
OUTPUT	DC VOLTAGE			12V			15V					
	CURRENT RANGE			125 ~ 1250mA			100 ~ 1000mA					
	RATED POWER			15W			15W					
	RIPPLE & NOISE (max.) Note.2			50mVp-p			60mVp-p					
	LINE REGULATION Note.3			±0.5%			±0.5%					
	LOAD REGULATION Note.4			±0.5%			±0.5%					
	VOLTAGE ACCURACY			±2.0%			±2.0%					
	SWITCHING FREQUENCY			400KHz typ.			400KHz typ.					
	EXTERNAL CAPACITANCE LOAD (max.)			1000uF			1000uF					
EXTERNAL TRIM Adj. RANGE(Typ.)			±10%			±10%						
INPUT	VOLTAGE RANGE			A: 9 ~ 18VDC B: 18 ~ 36VDC C: 36 ~ 75VDC			A: 9 ~ 18VDC B: 18 ~ 36VDC C: 36 ~ 75VDC					
	EFFICIENCY (Typ.)			86%	87%	86%	87%	87%	86%	88%	88%	87%
	DC CURRENT	Full load	1500mA	750mA	380mA	1500mA	750mA	380mA	1500mA	750mA	380mA	
		No load	80mA	55mA	35mA	35mA	25mA	15mA	35mA	25mA	15mA	
	FILTER			Pi network			Pi network					
	REMOTE CONTROL			Power ON : R.C ~ -Vin > 2.5VDC or open circuit ; Power OFF : R.C ~ -Vin < 0.5VDC or short			Power ON : R.C ~ -Vin > 2.5VDC or open circuit ; Power OFF : R.C ~ -Vin < 0.5VDC or short					
PROTECTION			Fuse recommended			Fuse recommended						
PROTECTION (Note. 5)	OVER CURRENT			110% ~ 180% rated output power			110% ~ 180% rated output power					
	SHORT CIRCUIT			All output equipped with short circuit			All output equipped with short circuit					
	OVER VOLTAGE			115% ~ 150% rated output voltage			115% ~ 150% rated output voltage					
ENVIRONMENT	WORKING TEMP.			-40 ~ +80°C (Refer to output load derating curve)			-40 ~ +80°C (Refer to output load derating curve)					
	WORKING HUMIDITY			20% ~ 90% RH non-condensing			20% ~ 90% RH non-condensing					
	STORAGE TEMP., HUMIDITY			-55 ~ +100°C, 10 ~ 95% RH			-55 ~ +100°C, 10 ~ 95% RH					
	TEMP. COEFFICIENT			±0.03% / °C (0 ~ 50°C)			±0.03% / °C (0 ~ 50°C)					
	VIBRATION			10 ~ 500Hz, 2G 10min./1cycle, period for 60min. each along X, Y, Z axes			10 ~ 500Hz, 2G 10min./1cycle, period for 60min. each along X, Y, Z axes					
SAFETY & EMC	WITHSTAND VOLTAGE			I/P-O/P: 1.5KVDC			I/P-O/P: 1.5KVDC					
	ISOLATION RESISTANCE			I/P-O/P: 100M Ohms / 500VDC / 25°C / 70% RH			I/P-O/P: 100M Ohms / 500VDC / 25°C / 70% RH					
	EMC EMISSION			Compliance to EN55022 Class A, FCC part 15 Class A			Compliance to EN55022 Class A, FCC part 15 Class A					
	EMC IMMUNITY			Compliance to EN61000-4-2,3,4,5,6,8, light industry level, criteria A			Compliance to EN61000-4-2,3,4,5,6,8, light industry level, criteria A					
OTHERS	MTBF			400Khrs min. MIL-HDBK-217F(25°C)			400Khrs min. MIL-HDBK-217F(25°C)					
	DIMENSION			25.4*25.4*9.9 mm or 1**1**0.39" inch (L*W*H)			25.4*25.4*9.9 mm or 1**1**0.39" inch (L*W*H)					
	WEIGHT			15g			15g					

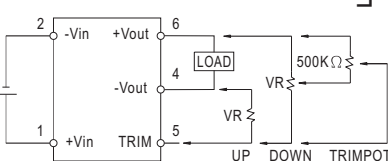
■ Mechanical Specification



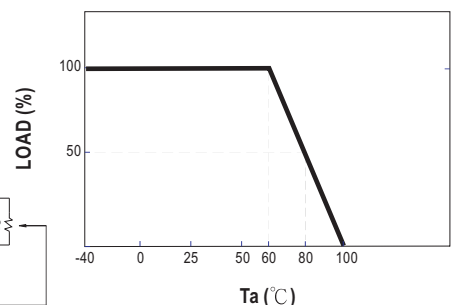
■ Pin Configuration

Pin No.	Output	Pin No.	Output
1	+Vin	4	-Vout
2	-Vin	5	Trim
3	R.C.	6	+Vout

■ External Output Trimming



■ Derating Curve



NOTE

1. All parameters are specified at normal input, rated load, 25°C 70% RH ambient.
2. Ripple & noise are measured at 20MHz by using a 12" twisted pair terminated with a 0.1uF & 47uF capacitor.
3. Line regulation is measured from low line to high line at rated load.
4. Load regulation is measured from 10% to 100% rated load.
5. Please prevent the converter from operating in overload or short circuit condition for more than 30 seconds.