


# Female Header SMD 2,54 mm

Series

**098**



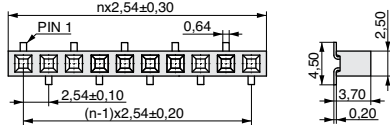
Rated current	3,0 A
Rated voltage	250 VRMS / VDC
	Please consider air- and creepage distances
Withstand voltage	500 VRMS for one minute
Material contact	Phosphor bronze
Material insulator	High temp. thermoplast UL94V-0
Operating temperature	-40°C to +105°C
Max. processing temper.	260°C for 10 seconds

pitch	<b>2,54</b>
termination	
mating pin size	<input type="checkbox"/> <b>0,64</b>
max. pincount	<b>040 / 080</b>

All dimensions in mm.

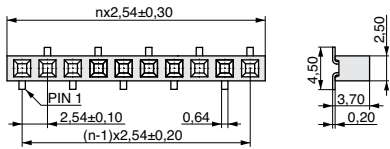
## Variation

### Layout A

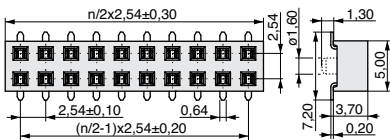


**1**

### Layout B

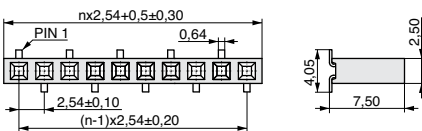


**2**



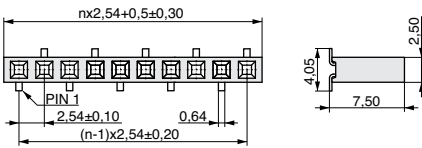
**3**

### Layout A

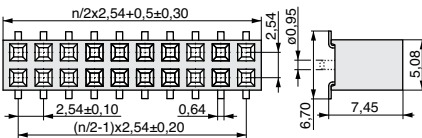


**4**

### Layout B

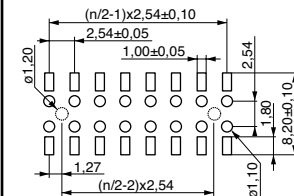
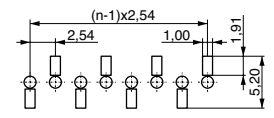
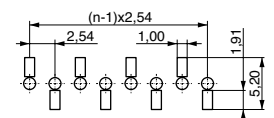
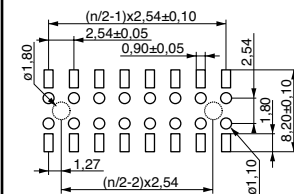
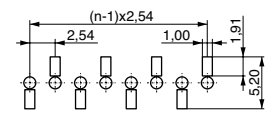
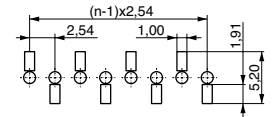


**5**



**6**

## PCB Layout



Positioning peg: 0 = Without, 1 = With  
 Plating: T = Sn, F = Au  
 Packaging: R = Reel, T = Tube  
 Cap: 0 = Without, 1 = With

\* No. of contacts:

Variation 1 = 002 - 040    Variation 4 = 002 - 040  
 Variation 2 = 002 - 040    Variation 5 = 002 - 040  
 Variation 3 = 004 - 080    Variation 6 = 004 - 080

Variation (1,2,3,...)

No. of contacts \*  
(002,... - 080)

Positioning peg (0,1)

Plating contact (T,F)

Packaging (R,T)

Cap (0,1)



www.mpe-connector.de

Order code:

098 - 2 - 2 - 2 - 2 - 2 - 2 - N - X - Y - 2 - 2

Mating series	087	089	090	585	088	334	368	296											
see page	3-37	3-38	3-39	3-40	3-41	3-42	3-43	3-53											

MPE-Garry GmbH • Schäfflerstraße 13 • 87629 Füssen • Germany • Phone: +49 (0) 83 62 / 91 56-0 • Fax: +49 (0) 83 62 / 91 56-500 • Email: vk@mpe-connector.de • www.mpe-connector.de