



■ Features :

- Wide 4:1 DC input range
- In/out capacitance 1000pF
- Protections: Short circuit/Over load/Over voltage
- 500~1500VDC I/O isolation for D/D
- Built-in EMI filter
- Cooling by free air convection
- Built-in remote ON-OFF control
- 100% full load burn-in test
- Fixed switching frequency at 400~450KHz
- Lost cost
- High reliability
- 2 years warranty

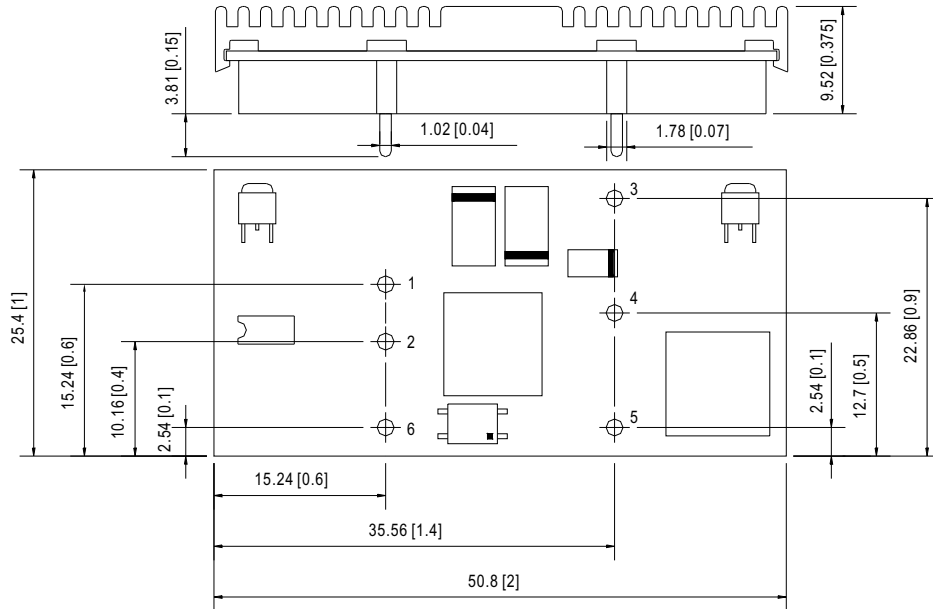


SPECIFICATION

MODEL	ASD10H-12S3	ASD10H-12S5	ASD10H-12S9	ASD10H-12S12	ASD10H-12S15	ASD10H-48S3	ASD10H-48S5	ASD10H-48S9	ASD10H-48S12	ASD10H-48S15	
OUTPUT	DC VOLTAGE	3.3V	5V	9V	12V	15V	3.3V	5V	9V	12V	15V
	RATED CURRENT	2.5A	2A	1.1A	0.83A	0.67A	2.5A	2A	1.1A	0.83A	0.67A
	CURRENT RANGE	0.12 ~ 2.5A	0.1 ~ 2A	0.05 ~ 1.1A	0.04 ~ 0.83A	0.03 ~ 0.67A	0.12 ~ 2.5A	0.1 ~ 2A	0.05 ~ 1.1A	0.04 ~ 0.83A	0.03 ~ 0.67A
	RATED POWER	8.25W	10W	9.9W	9.96W	10.05W	8.25W	10W	9.9W	9.96W	10.05W
	RIPPLE & NOISE (max.) Note.2	75mVp-p(10% ~ 100% load)									
	VOLTAGE TOLERANCE Note.3	±2.0% max.									
	LINE REGULATION	±1.0% at 10% ~ 100% load									
LOAD REGULATION Note.4	±2.0%	±1.0%	±1.0%	±1.0%	±1.0%	±2.0%	±1.0%	±1.0%	±1.0%	±1.0%	
INPUT	RATED DC INPUT	12VDC					48VDC				
	VOLTAGE RANGE	9.2 ~ 36VDC(50V surge 10ms)					22 ~ 72VDC(100V surge 10ms)				
	EFFICIENCY (Typ.)	71%	72%	76%	77%	77%	74%	77%	78%	78%	80%
	DC CURRENT	1.4A/12VDC					0.4A/48VDC				
	SHUTDOWN IDLE CURRENT	15mA									
PROTECTION	OVER LOAD	Above 105% rated output power Protection type : Over power limiting, recovers automatically after fault condition is removed									
	OVER VOLTAGE(CLAMP)	3.8 ~ 4.95V	5.75 ~ 7.5V	10.4 ~ 13.5V	13.8 ~ 18V	17.3 ~ 22.5V	3.8 ~ 4.95V	5.75 ~ 7.5V	10.4 ~ 13.5V	13.8 ~ 18V	17.3 ~ 22.5V
	SHORT CIRCUIT	Recovers automatically after fault condition is removed									
FUNCTION	ON/OFF CONTROL	Logic "1" OPEN: ON logic "0" GND: OFF									
ENVIRONMENT	WORKING TEMP.	-25 ~ +71°C									
	WORKING HUMIDITY	0% ~ 95% RH max. Heatsink temp. 110°C									
	STORAGE TEMP., HUMIDITY	-40 ~ +125°C, 0 ~ 95% RH									
	TEMP. COEFFICIENT	±0.03%/°C (0~50°C)									
SAFETY & EMC	SAFETY STANDARDS	Design refer to UL1950, TUV EN60950									
	ISOLATION VOLTAGE	I/P-O/P: 0.5KVDC for ASD10H-12S series 1.5KVDC for ASD10H-48S series									
	ISOLATION RESISTANCE	I/P-O/P: 100M Ohms/500VDC									
OTHERS	EMI CONDUCTION & RADIATION	Compliance to FCC Part15 J									
	MTBF	274.4K hrs min. MIL-HDBK-217F (25°C)									
	DIMENSION	25.4*50.8*9.52mm (1**2**0.375") (L*W*H)									
NOTE	PACKING	0.02Kg; 300pcs/7Kg/0.97CUFT									
	NOTE	1. All parameters NOT specially mentioned are measured at 12,48VDC input, rated load and 25°C of ambient temperature. 2. Ripple & noise are measured at 20MHz of bandwidth by using a 12" twisted pair-wire terminated with a 0.1 uf & 47uf parallel capacitor. 3. Tolerance : includes set up tolerance, line regulation and load regulation. 4. Load regulation is measured from 10% to 100% rated load. 5. Short circuit not more than 30 second.									

Mechanical Specification

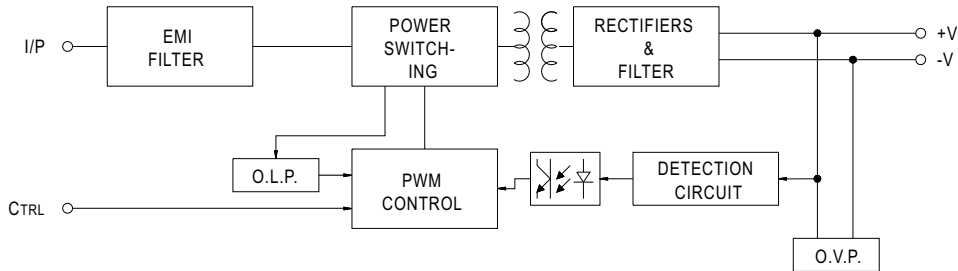
Unit:mm[inch]



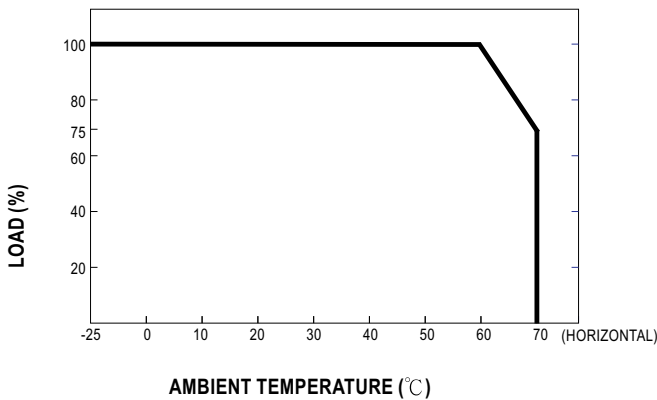
Pin. No Assignment

Pin No.	Assignment	Pin No.	Assignment
1	+INPUT	4	N/C
2	-INPUT(GND)	5	-OUT
3	+OUT	6	CONTROL

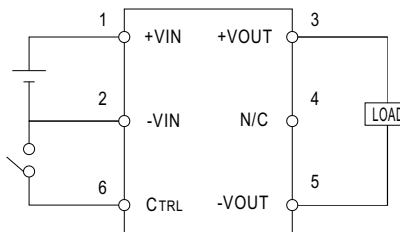
Block Diagram



Derating Curve



ON/OFF Control



CONTROL INPUT.....PIN6
 CONTROL COMMON.....PIN2
 LOGIC COMPATIBILITY.....CMOS OR OPEN COLLECTOR TTL
 CONTROL VOLTAGE
 ON.....+5.5VDC min OR OPEN CIRCUIT
 OFF.....+2.5VDC max. OR SHORT TO PIN2