



FEATURES:

- RoHS compliant
- U-bracket switching power supply
- Ultra compact size
- Universal input: 90-260VAC, 47-63Hz, or 120-370VDC
- 3000VAC Input/Output Isolation
- Efficiency up to 80%
- 250W with 18CFM FAN
- Regulated output
- PFC function

Models
Single output

Model	Input Voltage (VAC/Hz)	Input voltage (VDC)	Max Output wattage (W) (18CFM Fan)	Max Output wattage (W) convection	Output Voltage (V)	Output Current max (A) (18CFM Fan)	Output current (A) convection	Ripple & Noise (% of Vout, max)	Efficiency (%)
AMEU250-3.3SZ	90-260/47-63	120-370	132	105	3.3	40	31.81	100 mV p-p	69
AMEU250-5SZ	90-260/47-63	120-370	200	160	5	40	32	100 mV p-p	75
AMEU250-12SZ	90-260/47-63	120-370	250	200	12	20.83	16.67	1	80
AMEU250-15SZ	90-260/47-63	120-370	250	200	15	16.66	13.34	1	80
AMEU250-24SZ	90-260/47-63	120-370	250	200	24	10.4	8.34	1	80
AMEU250-48SZ	90-260/47-63	120-370	250	200	48	5.2	4.17	1	80

Input Specifications

Parameters	Conditions	Typical	Maximum	Units
Current	115 VAC (full load)		4	A
	230 VAC (full load)		2	A
Inrush current <2ms	115 VAC		40	A
	230 VAC		80	A
Leakage current			3.5	mA
Power factor	115VAC full load		PF>0.97	
	230VAC full load		PF>0.93	

Output Specifications

Parameters	Conditions	Typical	Maximum	Units
Voltage accuracy		±2		%
Line regulation	LL-HL	±1		%
Load regulation	5-100%	±1		%
Maximum capacitive load	Depending of the model	470-23 000		µF
Minimum load		0		%
Hold-up time	min	18		ms
Voltage adjustment range		±10		%

Isolation Specifications

Parameters	Conditions	Typical	Maximum	Units
Input / Output		3000		VAC
Input FG		1500		VAC
Output FG		500		VAC

General Specifications

Parameters	Conditions	Typical	Maximum	Units
Switching frequency		67		KHz
Over current protection	Auto recovery			
Over voltage protection		Zener diode clamp		

General Specifications (continued)

Parameters	Conditions	Typical	Maximum	Units
Short circuit protection		Auto recovery		
Operating temperature	Convection (with derating above 40°C)	-25 - +70		°C
	Forced air (with derating above 45°C)	-25 - +70		°C
Storage temperature		-40 to +85		°C
Temperature coefficient	0-50 °C	0.02		% / °C
Cooling	Free air convection / 18CFM Forced air			
Humidity	Non condensing		95	% RH
Weight		770		g
Dimensions	7 x 4.20 x 1.60 inches	177.0 x 106.68 x 40.64 mm		
MTBF	> 50 000 hrs (MIL-HDBK -217F, t _a +25°C)			

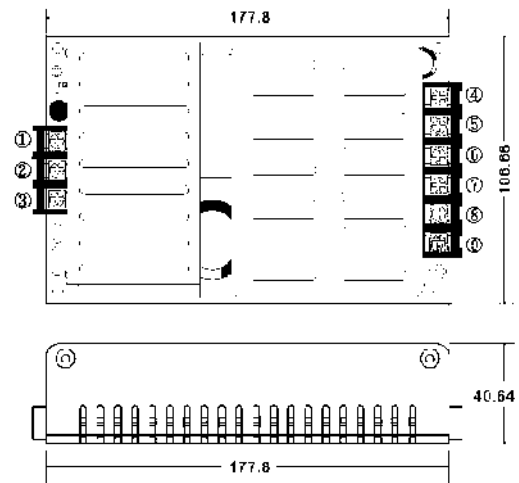
Safety Specifications

Standards	
Safety	EN55022 class A (EMI – Conducted & Radiated Emission), EN 61000-4-2-6
Agency approvals	cULus, CE

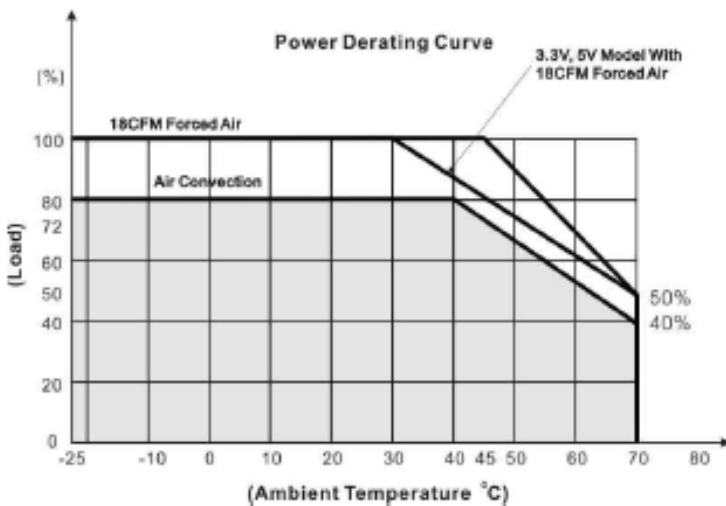
Pin Out Specifications

Pin	Single
1	FG
2	AC Input (N)
3	AC Input (L)
4	+DC Output
5	+DC Output
6	+DC Output
7	-DC Output
8	-DC Output
9	-DC Output

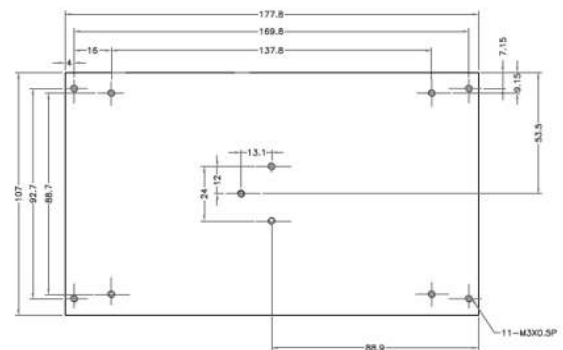
Dimensions



Derating

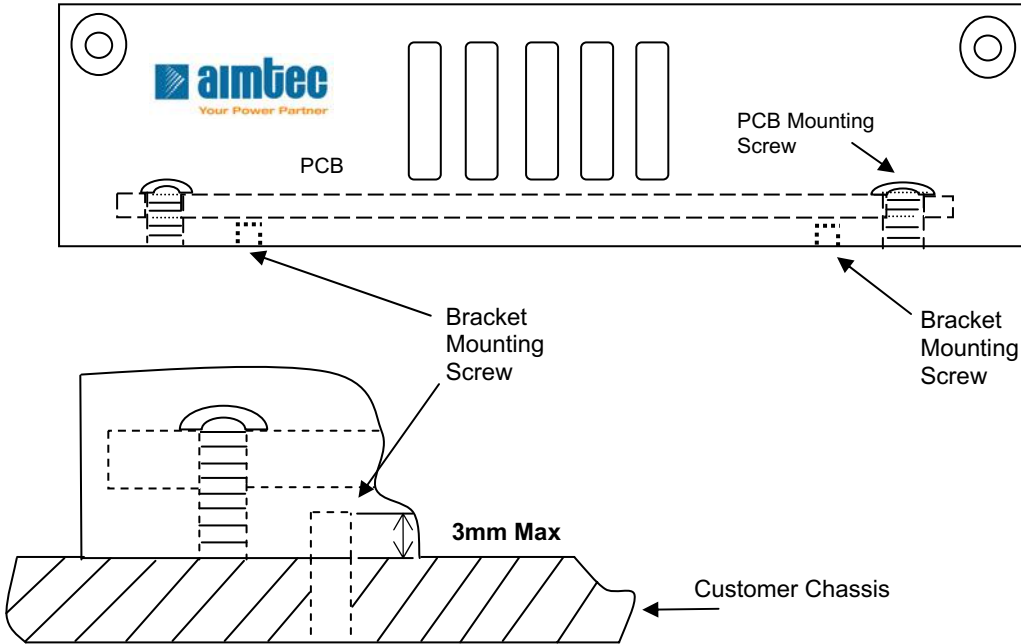


Bottom view

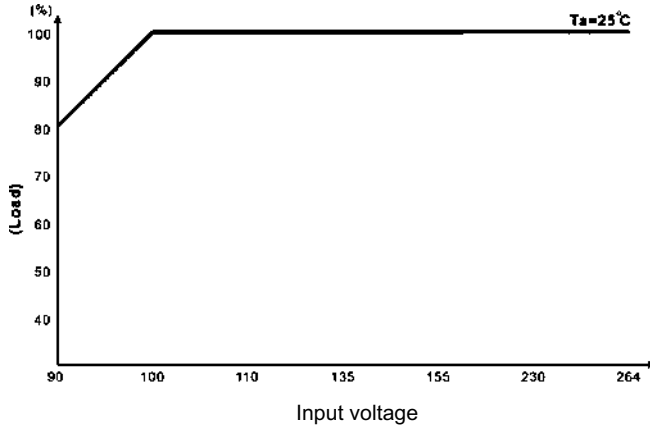


Mounting Notes:

The mounting screws penetrate the U bracket by 3mm maximum, as illustrated below:



Temperature graph



Block diagram

