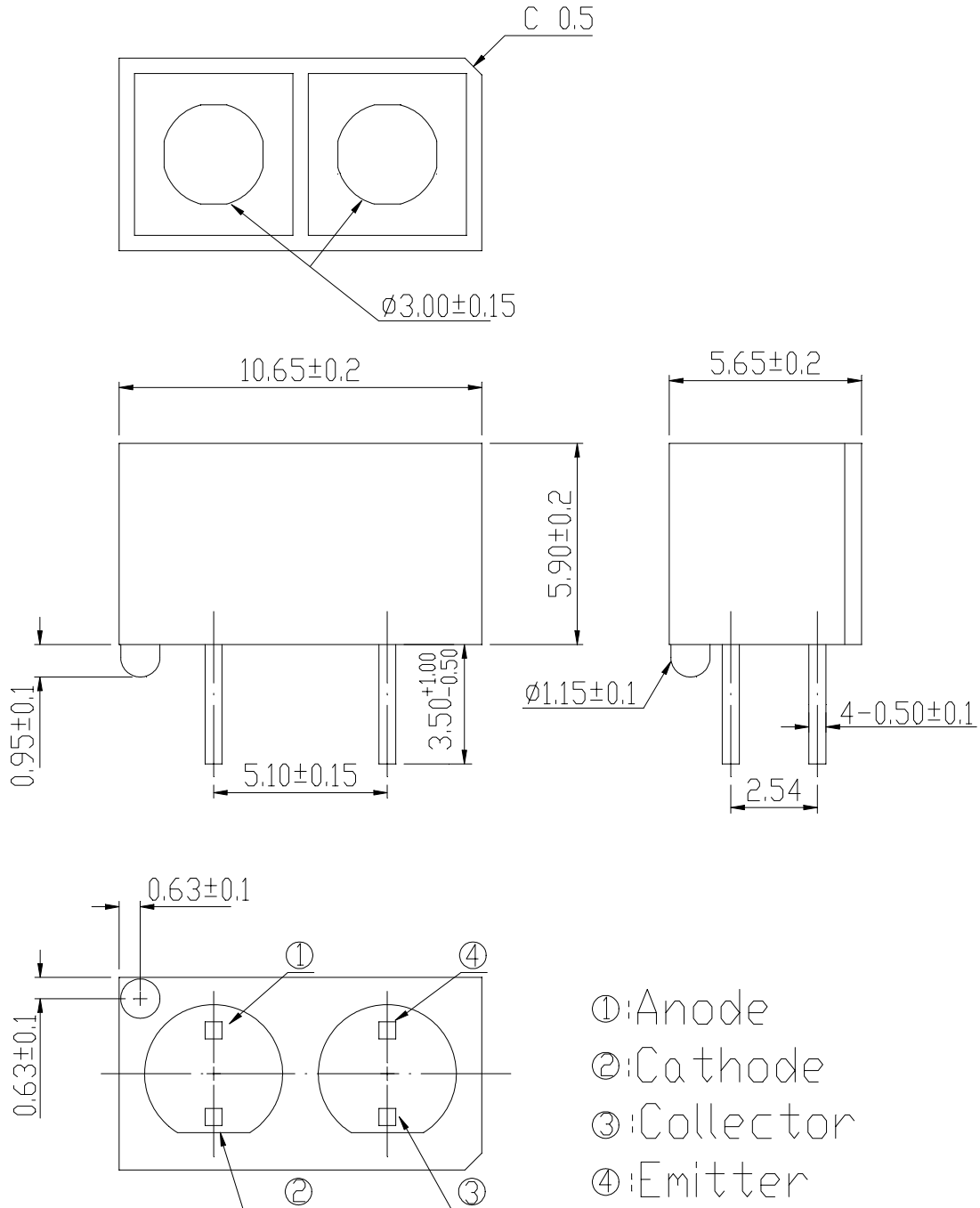




■ PACKAGE DIMENSIONS :



Office: NO 25, Lane.76, Chung Yang Rd., Sec.3, Tucheng, Taipei 236, Taiwan, R.O.C.

TEL: 886-2-2267-2000, 2267-9936 (22 Lines)

FAX: 886-2-2267-6189

http: //www.everlight.com



■DESCRIPTION

The **ITR9908** consist of an infrared emitting diode and an NPN silicon phototransistor, encased side-by-side on converging optical axis in a black thermoplastic housing. The phototransistor receives radiation from the IRED only. This is the normal situation. But when an object is in between, phototransistor could not receives the radiation. For additional component information, please refer to **IR204/L10** and **PT204-6B**.

■FEATURES

ITR:

- Fast response time
- High analytic
- Cut-off visible wavelength $\lambda_p=840\text{nm}$
- High sensitivity

■APPLICATIONS

- Copier
- Scanner
- Non-contact Switching
- For Direct PC Board



ABSOLUTE MAXIMUM RATINGS (Ta=25°C)

Parameter		Symbol	Rated	Unit
Input	Power Dissipation	Pd	75	mW
	Reverse Voltage	V _R	5	V
	Forward Current	I _F	60	mA
	Peak Forward Current (*1)	I _{FP}	1	A
Output	Collector Power Dissipation	PC	100	mW
	Collector Current	I _C	20	mA
	Collector-Emitter Voltage	V _{CE}	20	V
	Emitter-Collector Voltage	V _{EC}	5	V
Operating Temperature		Topr	-25~+85	°C
Storage Temperature		Tstg	-25~+85	°C
Soldering Temperature (*2)		Tsol	260	°C

(*1) tw=100 μsec. , T=10 msec. (*2) t=5 Sec

ELECTRICAL CHARACTERISTICS (Ta=25°C)

Parameter		Symbol	Min.	Typ.	Max.	Unit	Conditions
Input	Forward Voltage	V _{F1}	-	1.2	1.5	V	I _F =20mA
		V _{F2}	-	1.4	1.85	V	I _F =100mA
		V _{F3}	-	2.6	4.0	V	I _F =1A
	Reverse Current	I _R	-	-	10	μA	V _R =5V
	Peak Wavelength	λ _P	-	940	-	nm	-
	View Angle	2θ _{1/2}	-	35	-	Deg	I _F =20mA
Output	Dark Current	I _{CEO}	-	-	100	nA	V _{CE} =10V
	C-E Saturation Voltage	V _{CE(sat)}	-	-	0.4	V	I _C =2mA I _B =0.1mA
Collector Current		I _{C(ON)}	0.5	-	20	mA	V _{CE} =3V
Leakage Current		I _{CEOD}	-	-	1	μA	I _F =40mA
	Rise time	t _R	-	25	-	μsec	V _{CE} =2V
Speed	Fall time	t _F	-	25	-	μsec	I _C =100 μA R _L =1KΩ



■ TYPICAL CHARACTERISTICS FOR IR

Fig. 1 Forward Current vs. Ambient Temperature

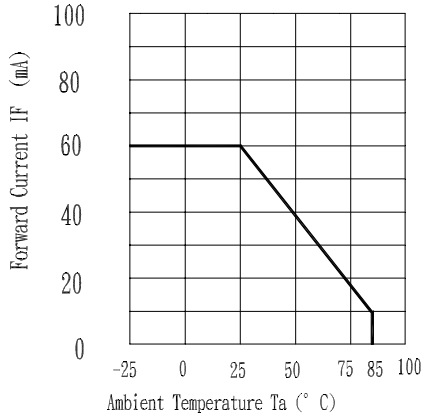


Fig. 2 Spectral Distribution

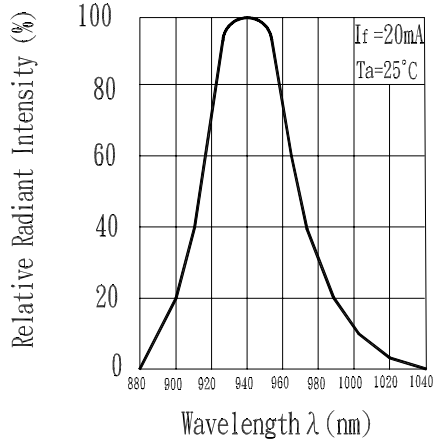


Fig. 3 Peak Emission Wavelength vs. Ambient Temperature

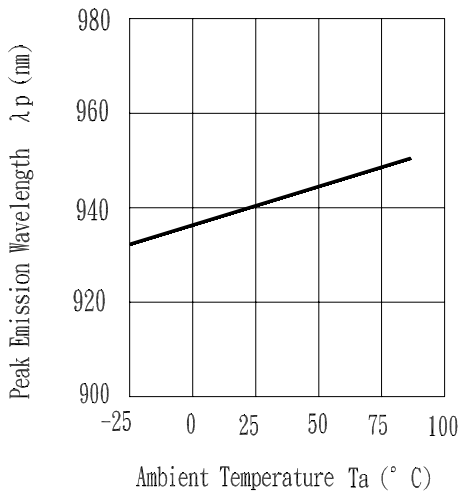


Fig. 4 Forward Current vs. Forward Voltage

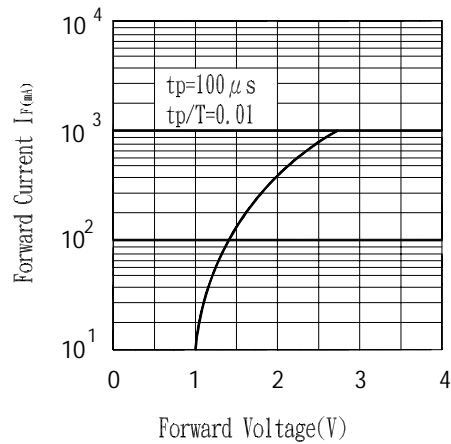


Fig. 5 Relative Intensity vs. Forward Current

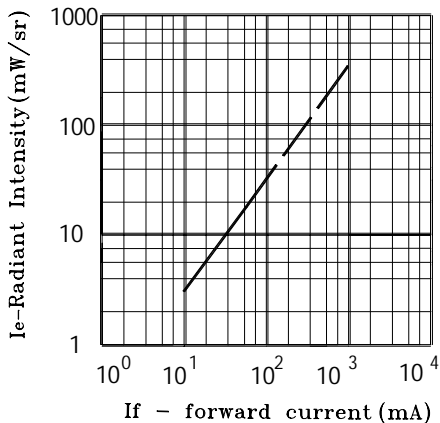
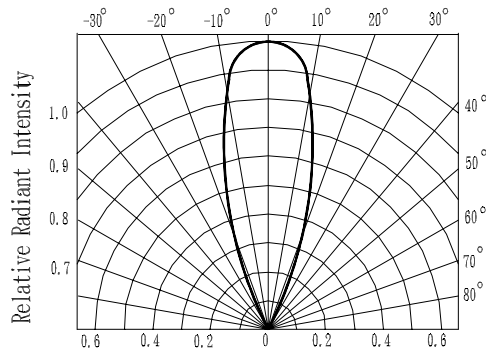
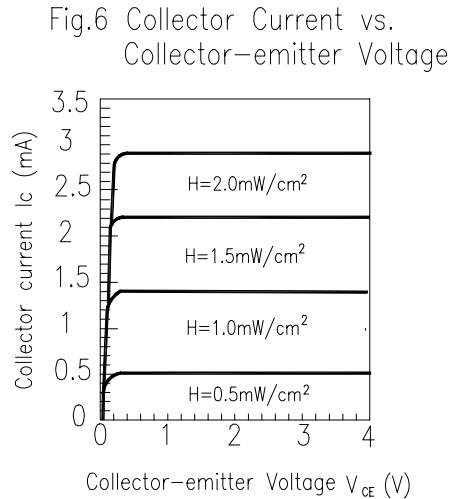
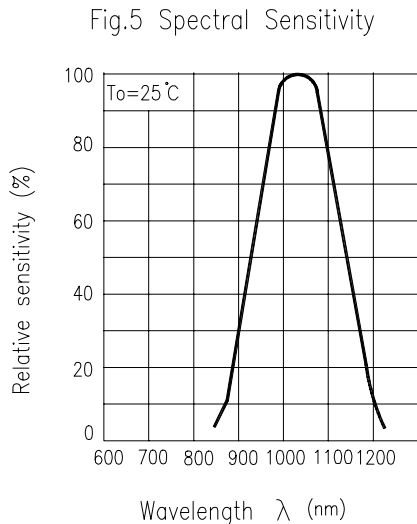
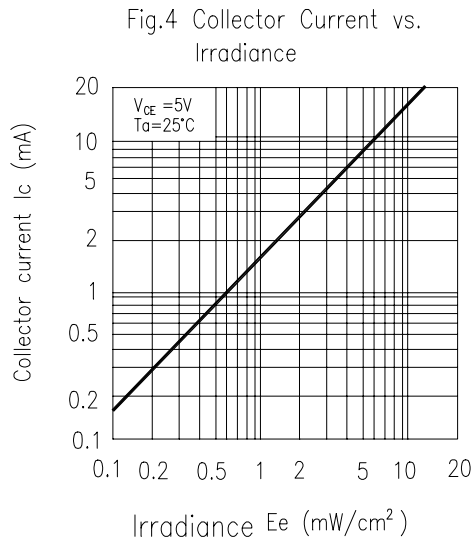
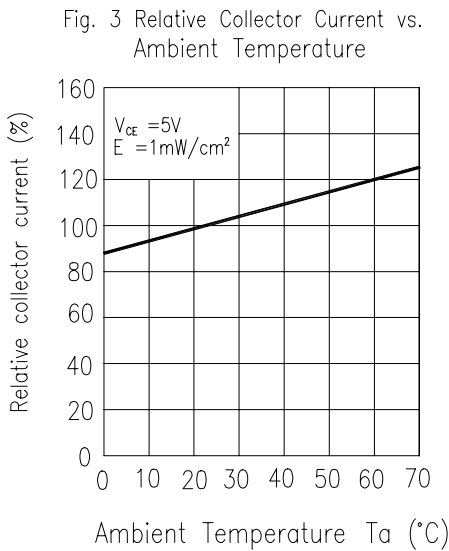
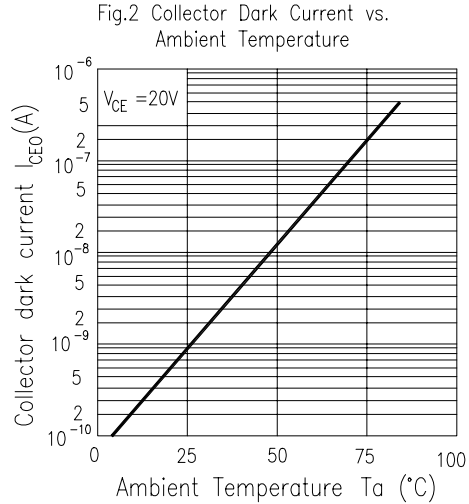
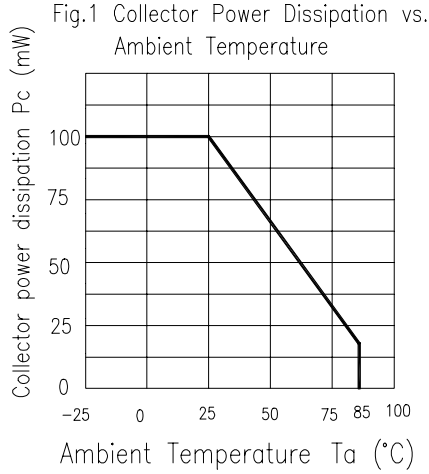


Fig. 6 Relative Radiant Intensity vs. Angular Displacement





TYPICAL CHARACTERISTICS FOR PT





EVERLIGHT ELECTRONICS CO, LTD.

Device Number: DRX-908-096 REV: 1.0

MODEL NO: ITR9908

Ecn: _____ Page: 6/8

RELIABILITY TEST ITEM AND CONDITION

The reliability of products shall be satisfied with items listed below.

Confidence level : 90%

LTPD : 10%

Items	Purpose & Condition	Failure Judgement Criteria	Samples(n)
			Defective(c)
Temperature Cycle	Evaluates product's ability to withstand exposure to high temperature, low temperature, and temperature variation between two limit temperature. Standard test Condition: $ \begin{array}{cccc} 85^{\circ}\text{C} & \sim & 25^{\circ}\text{C} & \sim & -55^{\circ}\text{C} & \sim & 25^{\circ}\text{C} \\ \downarrow & & \downarrow & & \downarrow & & \downarrow \\ 30\text{min} & & 5\text{min} & & 30\text{min} & & 5\text{min} \\ & & & & & & 50 \text{ cycle} \end{array} $	$I_R \geq U \times 2$ $I_c(\text{on}) \leq L \times 0.8$ $V_F \geq U \times 1.2$ U : Upper specification limit	n = 22 , c = 0
Thermal Shock	Evaluates product's ability to withstand rapid temperature change Standard test Condition: 85°C ~ -55°C 5min(10sec)5min 50cycle	L : Lower specification limit	n = 22 , c = 0
High Temperature Storage	Evaluates product's ability to withstand prolonged storage at high temperature Standard test Condition: Temperature : 100 °C Time : 1000hrs		n = 22 , c = 0
Low Temperature Storage	Evaluates product's ability to withstand prolonged storage at low temperature Standard test Condition: Temperature : -55 °C Time : 1000hrs		n = 22 , c = 0



EVERLIGHT ELECTRONICS CO, LTD.

Device Number: DRX-908-096 REV: 1.0

MODEL NO: ITR9908

Ecn: _____ Page: 7/8

Items	Purpose & Condition	Failure Judgement Criteria	Samples(n)
			Defective(c)
Operating Life	Evaluates product's endurance to prolonged electrical or temperature stresses. Standard test Condition: $V_{CE}=5V$ $I_F=20mA$ Time : 1000hrs	$I_R \geq U \times 2$ $I_{c(on)} \leq L \times 0.8$ $V_F \geq U \times 1.2$	n = 22 , c=0
High Temperature High Humidity	Evaluates product's ability to withstand prolonged storage at high temperature and high humidity. Standard test Condition: Temperature: 85°C Relative humidity:85% Time : 1000hrs	U : Upper specification limit L : Lower specification limit	n = 22 , c=0
Soldering Heat	Evaluates product's ability to withstand soldering heat Standard test conditions Solder temperature : 260±5°C Solder time : 10 seconds		n = 22 , c=0

Supplement

1. Parts

(1) Chip

Type	Material	Peak Wavelength
IR	GaAlAs	940nm
PT	Silicon	860nm

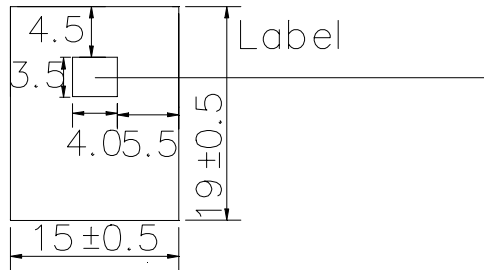
(2) Material

Type	Lead frame	Wire	Package	Holder
ITR	SPCC	Gold	Epoxy	NORYL

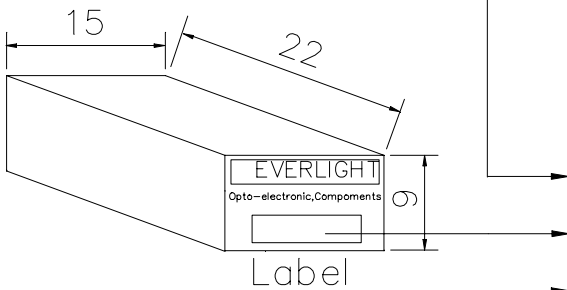


■ PACKING SPECIFICATIONS

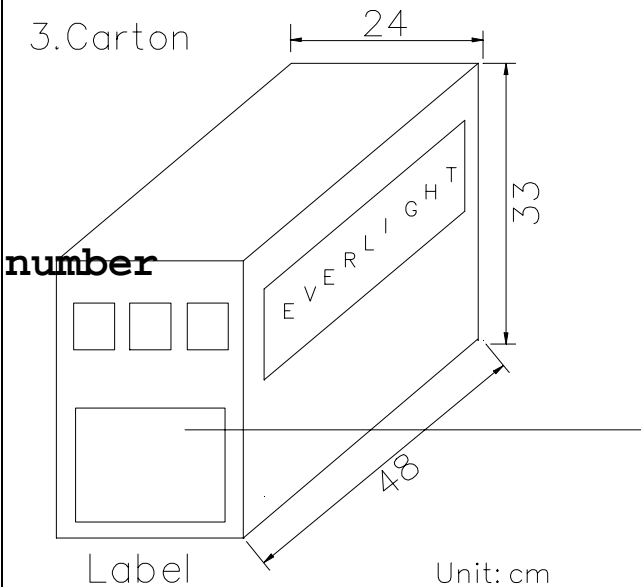
1. Bag



2. Box



3. Carton



Unit: cm

CPN: Customer's product

P/N: Product number

QTY: Packing quantity

CAT: Ranks

HUE: Peak wavelength

REF: Reference

LOT NO: Lot number

MADE IN TAIWAN: Production Place

Packing Quantity Specification

1. 200Pcs/1Bag

2. 6Bags/1Box

3. 10Boxes/1Carton