

P8TG-xxxxE/Z2:1(H35)MLF



PEAK
electronics

Mainzer Straße 151–153
D-55299 Nackenheim
Tel. +49 6135 7026-0
Fax: +49 6135 931070
www.peak-electronics.de
peak@peak-electronics.de

PM6-SERIES

Rev.09-2009

- ✓ 1.5 Watt
- ✓ 2:1 Wide Input
- ✓ Regulated
- ✓ **DIP24 Metal Case**
- ✓ **1.5 or 3.5 KV DC I/O Isolation**
- ✓ **SINGLE and DUAL Output**
- ✓ **Continuous Short Circuit Prot.**

The PM6 series P8TG-xxxxE/Z2:1(H30)MLF is a family of cost effective 1.5W single & dual output DC-DC converters with a wide input Voltage of 2:1. These converters are encapsulated in an ultra miniature DIP24 plastic or metal case. High performance features: 1500VDC up to 3500VDC input/output isolation, high efficiency operation, output voltage accuracy of $\pm 1\%$ maximum, wide input range 2:1 and low output ripple and noise.

All specifications typical at $T_a=25^\circ\text{C}$, nominal input voltage and full load unless otherwise specified

Input Specifications

Voltage Range	2:1 Wide Input
Input Filter	Pi Type
Input Reflected Ripple Current ¹	35 mA pk-pk

Output Specifications

Voltage Accuracy	$\pm 1\%$
Short Circuit Protection	Indefinite (automatic recovery)
Line Regulation	$\pm 0.5\%$
Load Regulation	$\pm 0.5\%$ / $\pm 1.5\%$ (only 3.3 / ± 3.3 Vout Models)
Ripple and Noise (20Mhz bandwidth)	60 mV pk-pk
Temperature Coefficient	$\pm 0.02\%$ / $^\circ\text{C}$

General Specifications

Efficiency	See Table
I/O Isolation Voltage (3 sec.)	1500 VDC (3500 VDC optional)*
I/O Isolation Capacity	470 pF, typ.
I/O Isolation Resistance	1000 MOhm
Switching Frequency (typical)	266 kHz, typ.
Humidity	95% rel H
Reliability Calculated MTBF (MIL-HDBK-217F)	> 1.121 Mhrs

Physical Specifications

Case Material	Nickel Coated Copper
Potting Material	Epoxy (UL94V-0 rated)
Weight	~ 17g, typ.

Environment Specifications

Operating Temperature	-40 to +85 $^\circ\text{C}$ (ambient)
Maximum Case Temperature	100 $^\circ\text{C}$
Storage Temperature	-40 to +125 $^\circ\text{C}$
Cooling	Free Air Convection
RoHS Conform	Soldering 260 $^\circ\text{C}$, max. (1.5mm from case 10s.)

Selection Guide

Single/Dual Output

Order #	Input Voltage (VDC)	Input Current No Load (mA)	Input Current Full Load (mA)	Output Voltage (VDC)	Output Current Min. Load (mA)	Output Current Full Load (mA)	Efficiency (%)	Capacitor Load (µF) ²
SINGLE OUTPUT								
P8TG-123R3E2:1MLF	9-18	25	173	3.3	0	454	72	470
P8TG-1205E2:1MLF	9-18	25	169	5	0	300	74	470
P8TG-1209E2:1MLF	9-18	25	167	9	0	167	75	68
P8TG-1212E2:1MLF	9-18	25	167	12	0	125	75	47
P8TG-1215E2:1MLF	9-18	25	167	15	0	100	75	22
P8TG-1224E2:1MLF	9-18	25	167	24	0	63	75	10
P8TG-243R3E2:1MLF	18-36	12	86	3.3	0	454	72	470
P8TG-2405E2:1MLF	18-36	12	84	5	0	300	74	470
P8TG-2409E2:1MLF	18-36	12	83	9	0	167	75	68
P8TG-2412E2:1MLF	18-36	12	83	12	0	125	75	47
P8TG-2415E2:1MLF	18-36	12	83	15	0	100	75	22
P8TG-2424E2:1MLF	18-36	12	83	24	0	63	75	10
P8TG-483R3E2:1MLF	36-72	8	43	3.3	0	454	72	470
P8TG-4805E2:1MLF	36-72	8	42	5	0	300	74	470
P8TG-4809E2:1MLF	36-72	8	42	9	0	167	74	68
P8TG-4812E2:1MLF	36-72	8	42	12	0	125	74	47
P8TG-4815E2:1MLF	36-72	8	42	15	0	100	74	22
P8TG-4824E2:1MLF	36-72	8	42	24	0	63	74	10

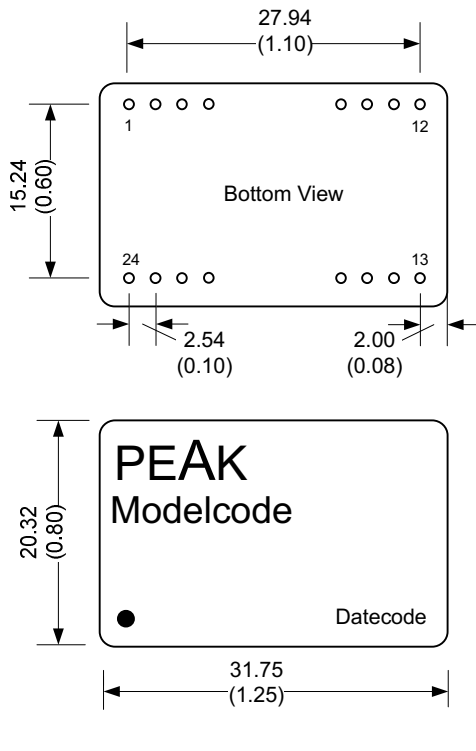
DUAL OUTPUT								
P8TG-123R3Z2:1MLF	9-18	25	173	± 3.3	0	± 227	72	± 220
P8TG-1205Z2:1MLF	9-18	25	169	± 5	0	± 150	74	± 220
P8TG-1209Z2:1MLF	9-18	25	167	± 9	0	± 84	75	± 33
P8TG-1212Z2:1MLF	9-18	25	167	± 12	0	± 63	75	± 22
P8TG-1215Z2:1MLF	9-18	25	167	± 15	0	± 50	75	± 10
P8TG-1224Z2:1MLF	9-18	25	167	± 24	0	± 32	75	± 10
P8TG-243R3Z2:1MLF	18-36	12	86	± 3.3	0	± 227	72	± 220
P8TG-2405Z2:1MLF	18-36	12	84	± 5	0	± 150	74	± 220
P8TG-2409Z2:1MLF	18-36	12	83	± 9	0	± 84	75	± 33
P8TG-2412Z2:1MLF	18-36	12	83	± 12	0	± 63	75	± 22
P8TG-2415Z2:1MLF	18-36	12	83	± 15	0	± 50	75	± 10
P8TG-2424Z2:1MLF	18-36	12	83	± 24	0	± 32	75	± 10
P8TG-483R3Z2:1MLF	36-72	8	43	± 3.3	0	± 227	72	± 220
P8TG-4805Z2:1MLF	36-72	8	42	± 5	0	± 150	74	± 220
P8TG-4809Z2:1MLF	36-72	8	42	± 9	0	± 84	74	± 33
P8TG-4812Z2:1MLF	36-72	8	42	± 12	0	± 63	74	± 22
P8TG-4815Z2:1MLF	36-72	8	42	± 15	0	± 50	74	± 10
P8TG-4824Z2:1MLF	36-72	8	42	± 24	0	± 32	74	± 10

If you need other specifications, please enquire.

*** For optional 3.5kV DC I/O Isolation, please add “H35” before MLF!**

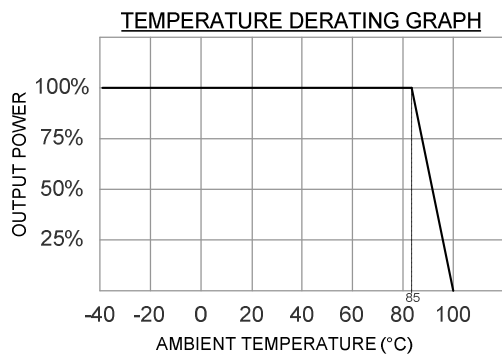
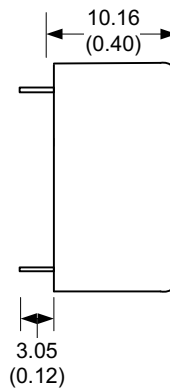
→ Example: P8TG-1205Z2:1H35MLF for 3.5kV

Package / Pinning / Derating



All dimensions are typical in millimeters (inches).
 - Pin diameter: 0.5 +/-0.05 (0.02 +/-0.002)
 - Pin pitch tolerance: +/-0.35 (+/-0.014)
 - Case tolerance +/-0.5 (+/-0.02)
 Standard Drawing
 For exact pinning please see connection table!
 Specification may change without notice.

DIP24 – METAL CASE



PIN CONNECTIONS				
#	SINGLE	DUAL	SINGLE 3.5KV	DUAL 3.5KV
1	+Vin	+Vin	Omitted	Omitted
2	N.C.	- Vout	- Vin	- Vin
3	N.C.	Common	- Vin	- Vin
9	Omitted	Omitted	Omitted	Common
10	- Vout	Common	Omitted	Omitted
11	+Vout	+Vout	N.C.	- Vout
12	- Vin	- Vin	Omitted	Omitted
13	- Vin	- Vin	Omitted	Omitted
14	+Vout	+Vout	+Vout	+Vout
15	- Vout	Common	Omitted	Omitted
16	Omitted	Omitted	- Vout	Common
22	N.C.	Common	+Vin	+Vin
23	N.C.	- Vout	+Vin	+Vin
24	+Vin	+Vin	Omitted	Omitted
others	Omitted			

App Notes:

- ¹ = Measured Input reflected ripple current with a simulated source inductance of 12uH.
- ² = Tested by nominal Vin and constant resistive load.