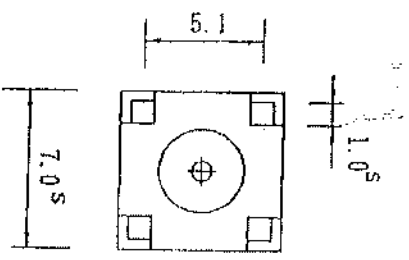
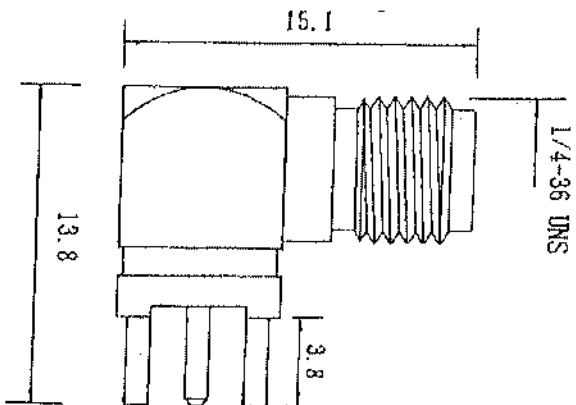
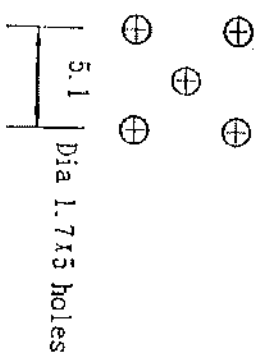


SMA PCBW



MOUNTING DETAILS



| Description | Material | Finish |
|--------------|------------|--------|
| 1. Body | Brass | Gold |
| 2. Contact | PH. Bronze | Gold |
| 3. Insulator | Teflon | White |

Dimensions Are In Millimeters
Unless Otherwise Specified

| Tolerances | |
|-------------|-------|
| 0.5-6 = | ± 0.2 |
| 8-30 = | ± 0.4 |
| 30-120 = | ± 0.6 |
| 120-315 = | ± 1.0 |
| 315-1000 = | ± 1.6 |
| 1000-2000 = | ± 2.4 |